

# Design Philosophy

Skyjack products are designed and engineered to be easy to service and maintain. By keeping design simple and using proven technology, the reliability and ease of service is common to all Skyjack products. Skyjack Aerial Work Platforms offer the rental industry's best life cycle value through low cost of ownership, ease of service and maintenance. They retain high residual values.

Common components across model groups are used wherever possible, reducing the number of service parts needed to maintain Skyjack product. The use of "off the shelf" service parts wherever possible, as opposed to custom designs, means that replacing or repairing components is easy and cost effective. Commonality of approach across the range, provides familiarity and means less model specific training is required.

An axle based four wheel drive system is standard on all Skyjack boom lifts. This low maintenance feature is unique to Skyjack machines and is one of the main reasons Skyjack boom lifts offer unparalleled traction and terrainability.

Direction sensing drive and steer controls are another unique feature found only on Skyjack booms. Drive and steer controls are always in the orientation of the operator, regardless of position of the turret over chassis - eliminating the need for colored direction arrows on the base or controls for operator to decode.

Skyjack is a globally operated company. The images contained in this publication illustrates a variety of configurations and non-standard options. For more information on configurations and options in your region please go to [www.skyjack.com](http://www.skyjack.com) or consult your local representative.



# Productivity and Utilization

Maximizing productivity is fundamental to any business. Your customers demand it of you and you demand it of us. Meeting your needs for equipment that is capable of surviving in the rental industry is fundamental to our design philosophy.

Skyjack is proud to offer the Industry's first standard 2 year full "bumper to bumper" warranty on aerial work platforms together with a 5 year warranty on structural components for no extra charge...adding to Skyjack's industry leading product life cycle value. To further increase confidence and maintain residual value Skyjack offers optional extended warranties.

Your equipment fleet is only working when it is out on rent. That means your business is providing the maximum return when equipment time spent in the workshop is minimized:

- Robust steel construction – strong, durable and easy to repair.
- Excellent accessibility to all major components so that maintenance and service routines have reduced turnaround times.
- Hard wired relay based control systems which are easy to trouble shoot and repair using commonly available components means equipment uptime is maximized.
- No complicated and expensive computers or can-bus systems which require a PC to diagnose.
- Standard color coded and numbered wiring across the range reduces trouble shooting time and gets the equipment back on rent faster.

- Common components across model groups are used wherever possible – 80% of recommended service parts across the range are common— reducing stock holding needs.
- Replaceable modular platform railings and repairable fiber glass cowlings reduce costs.
- Boom extend and retract cables can be checked and replaced without removing the boom (model dependent).
- Adjustable backlash on swing drive to minimize platform movement.



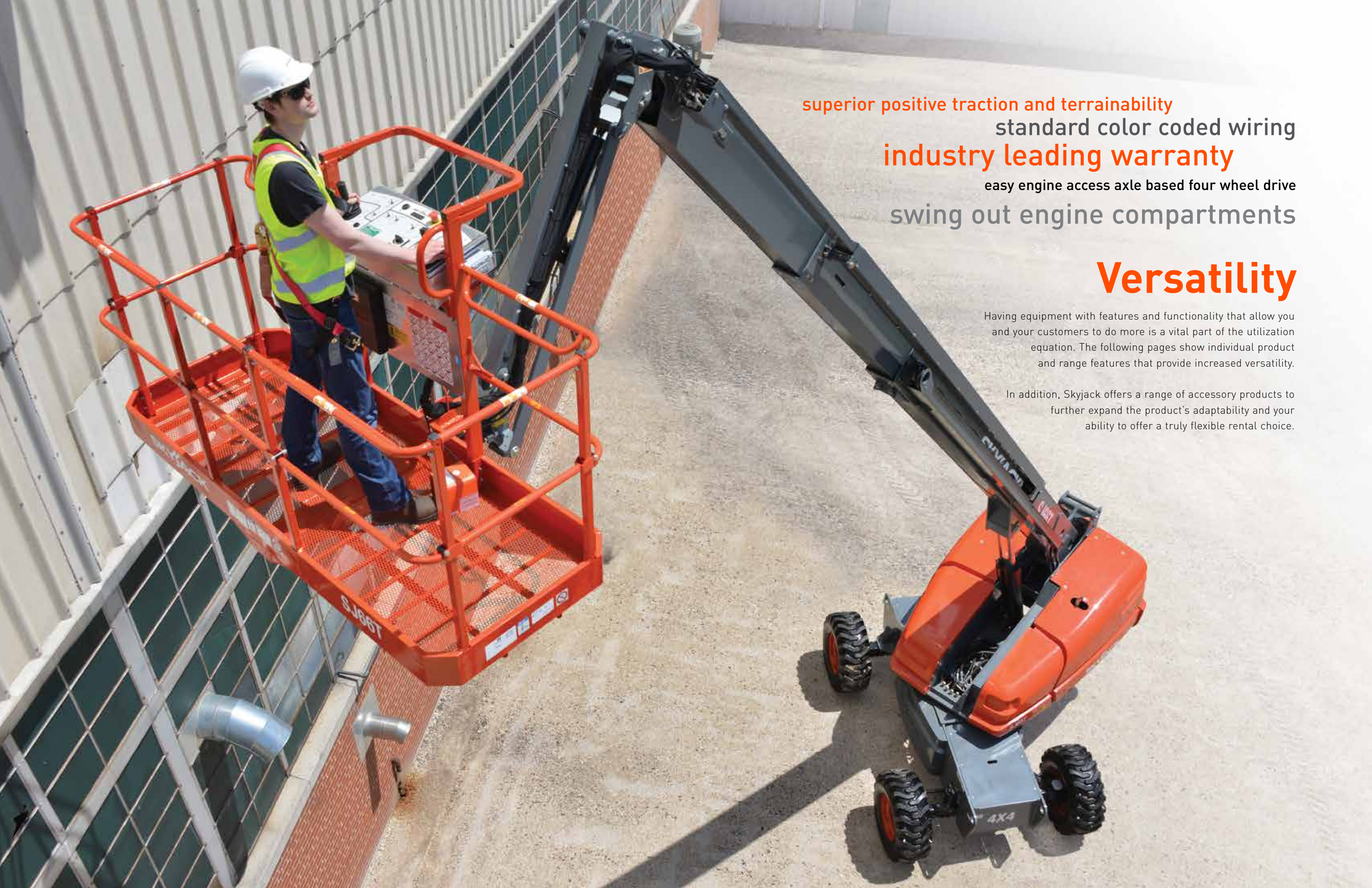


# Return On Investment

The priority of equipment rental companies is to secure the best return on investment with respect to their equipment purchases. Acquiring the right equipment for your business is not just about product specification and performance.

Skyjack products are specifically designed for the equipment rental industry and that focus has allowed us to offer a range of products that provide the industry's best life cycle value through:

- Competitive acquisition costs
- Consistently high residual values mean disposal costs are minimized
- A reputation for robustness and reliability so that equipment uptime is maximized
- Customized financial solutions allow programs tailored to your unique needs
- Reconditioning services extend life cycle and increase return on investment



superior positive traction and terrainability  
standard color coded wiring  
**industry leading warranty**  
easy engine access axle based four wheel drive  
swing out engine compartments

# Versatility

Having equipment with features and functionality that allow you and your customers to do more is a vital part of the utilization equation. The following pages show individual product and range features that provide increased versatility.

In addition, Skyjack offers a range of accessory products to further expand the product's adaptability and your ability to offer a truly flexible rental choice.



# TELESCOPIC BOOM LIFTS

Skyjack telescopic boom lifts are designed to offer the best possible reach solution when access is limited by other means - perfect for construction and industrial applications that need straight vertical or horizontal reach.

- Axle based drive system enhances job site productivity with superior traction and terrainability.
- Ideal for applications that demand out reach in construction and industrial environments with limited access.
- Indoor/outdoor applications supported by dual fuel engine options.
- Tail swing is minimized for maneuvering in confined spaces.
- Jib boom models provide extra working range.

**ACCESSORYZERS™**

**SKYCODED™**

**EASYDRIVE™**

**AXLDRIVE™**

simply reliable

# ARTICULATING BOOM LIFTS

Skyjack's Articulating Boom Lifts provide versatility in the form of industry leading "up and over" reach capability. Ideal for both construction and industrial applications, Skyjack's articulating boom lifts feature superior reach capabilities - whether it be at height, horizontal reach, or up and over clearance.

- Tight turning radius and zero tailswing for maneuvering in confined areas.
- Axle based four wheel drive.
- Diesel and dual fuel engine options deliver excellent power, torque, and overall terrainability.
- Jib feature provides increased working range.

**SKYRAISER**

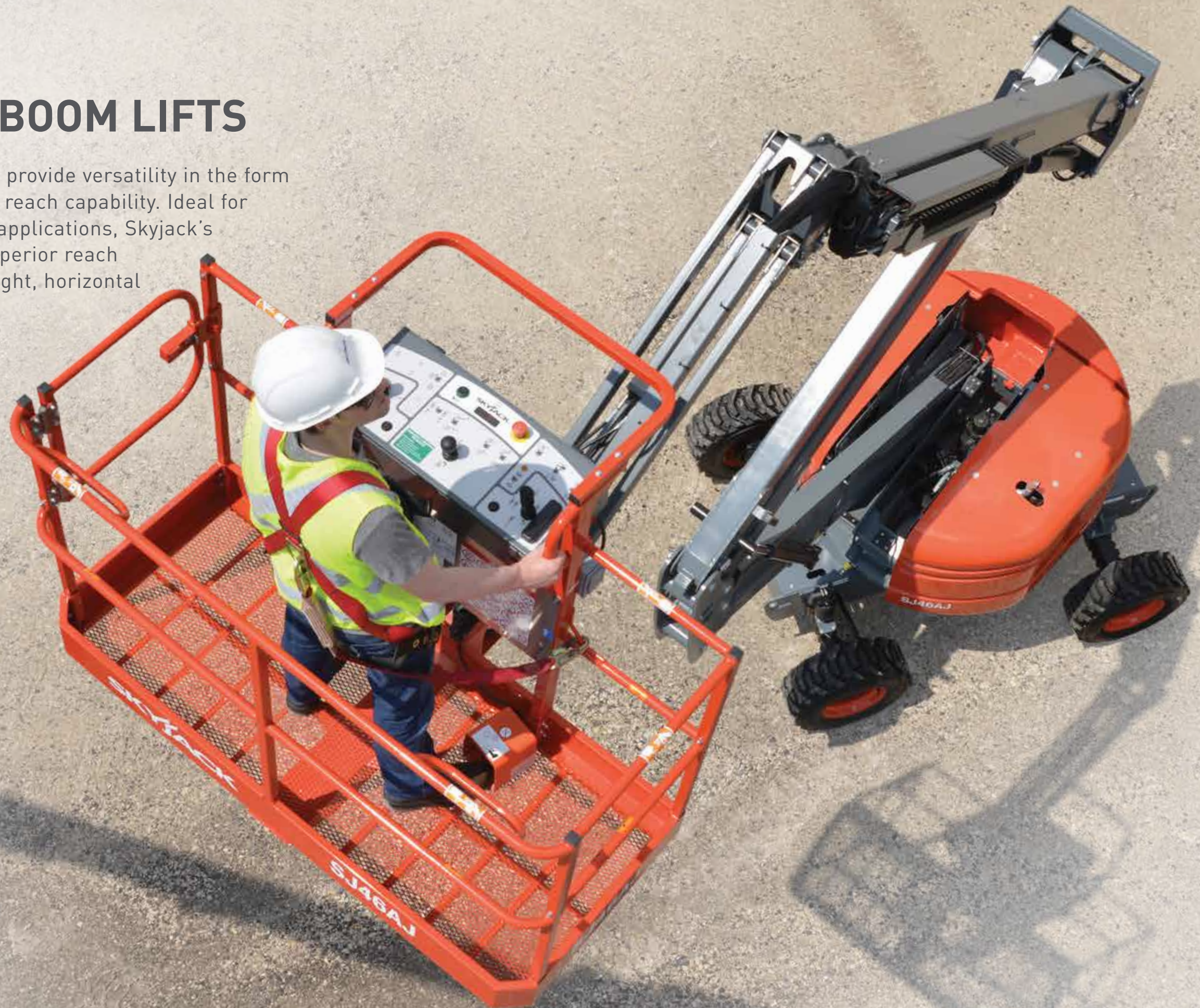
**AXLDRIVE**

**SKYCODED**

**EASYDRIVE**

**SPEEDYREACH**

**ACCESSORYZERS**



simply reliable

## 1 FIBERGLASS COWLINGS

- Rigid fiberglass cowlings provide excellent accessibility to major components, durability, and increased heat resistance. Gelcoat finish makes scratches less visible and are easy to repair.

## 2 EASY ACCESS FOR SERVICING

- Major service items are located on the outboard side of the engine, including the dipstick and oil fill.

## 3 SWING OUT ENGINE TRAY

- The powerful and efficient diesel engine is mounted on a swing out tray for serviceability.



## 4 BATTERY DISCONNECT

- Key switch and lockable battery disconnect, fully disables operation for enhanced security.





At the heart of every Skyjack machine, proven and simplistic control systems using Skyjack's color coded and numbered wiring system make our machines the easiest to troubleshoot and repair (No multiplex or Can Bus components). For example, Black #14 represents the lift function on a scissor lift and similarly represents the lift function on a boom lift. Using a relay based control system allows Skyjack AWP's to operate with fewer components - less maintenance and lower costs.





1

2

3

4

1

### HYDRAULIC SYSTEM

- Large capacity hydraulic tank and steel construction helps dissipate heat and prolong life of hydraulic oil.
- Manifolds, valves, and fittings are all easily accessible.
- Optimized hose routings for longer hose life.
- Strategic placement of hydraulic and other components for optimum hose routing.

2

### LOWER CONTROL PANEL

- Enclosed in lockable box for protection and easily accessible for service.

3

### PARKING BRAKE RELEASE VALVE

- Parking brake release valve and hand pump allow towing on level ground.

4

### FUEL TANK

- Large capacity fuel tank means fewer fill-ups and longer run time.

1

## PLATFORM

- Arrows indicate a standard tri-entry steel platform on all booms.  
Optional gate entrances and different sized platforms are also available.



2

## MODULAR RAILINGS

- Bolt in platform railings provide not only a durable structure but an easily replaceable service part. Sections can be replaced individually which translates to lower replacement costs for both parts and labor.



# Increased Access and Precise Positioning

All telescopic booms are available with or without a jib, while all articulating booms come standard with a jib.



## 1 JIB

- Provides extra working height and/or horizontal reach.
- Provides additional platform positioning at height.

## 1

## 2

### BOLT ON PLATFORM ROTATOR

- The jib can be rotated precisely to where you need to work.
- The self levelling platform can also be rotated to meet your ideal work position.
- Two separate components (rotator and mounting bracket) are easy to replace and less costly than a one piece welded rotator.

## 2

1

### OVERSIZED FOOT ENABLE SWITCH

- An oversized footswitch is standard on all booms, and ideally suited for any sized footwear.



## SGM MECHANICAL SECONDARY GUARDING SYSTEM

The Skyjack SGM system features a protective steel structure that is designed to reduce the possibility of the operator being held against the controls in the event of unintended contact with an obstruction. The system does not impair operator visibility, mobility on the platform or access to the work area.

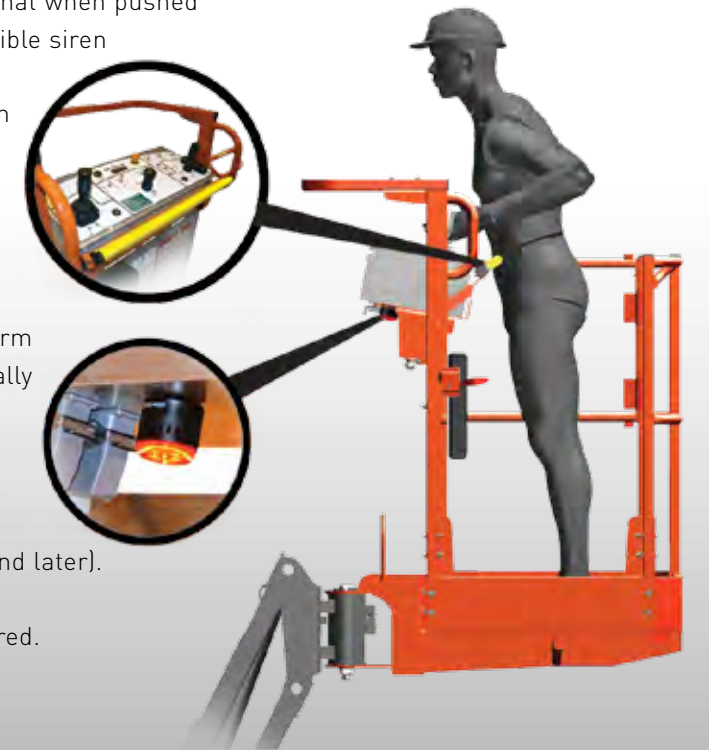
- Suitable for use on all Skyjack booms (2006 and later).
- Easily installed by bolting directly to the platform without need for any modifications.
- Low weight (21kg) minimizes platform capacity reductions.
- Fleet flexibility - transferable between machines.



## SGE ELECTRONIC SECONDARY GUARDING SYSTEM

The Skyjack SGE system features a sensor bar that when pushed instantly stops all functions and initiates an audible siren and high intensity flashing beacon. If the bar is released within one second the siren and beacon will cease and the selected function will return. If pressure is applied for more than one second the siren and beacon will continue to activate and the engine will stop, halting all functions until reset. The applicable emergency controls can still be operated to bring the platform down to ground safely. If the system is accidentally activated by the operator, it can be easily reset using the illuminated push button on the control box.

- Suitable for use on all Skyjack booms (2006 and later).
- Does not limit or restrict normal use.
- No moving parts, minimal maintenance required.



\*Harness and some platform rails removed for illustrative purposes.

# EASYDRIVE™


A unique feature found only on Skyjack booms. Drive controls always operate in the orientation of the operator regardless of turret position. Direction sensing drive and steer controls reduces operator confusion by eliminating the need for color coded arrows and switches.

## 1 DIRECTION SENSING STEER CONTROLS

- Unique system which always drive and steer with respect to the orientation of the operator.
- No arrows, decals, or colors to remember or reference while operating.
- Continuous drive feature prevents controls from reversing unexpectedly.
- No special enable required.

## 2 FOOT ENABLE SWITCH

- The operator is able to maintain a forward direction after a turret rotation simply by lifting the foot momentarily while in a stationary position. This simple feature allows the operator to maintain a forward drive and steer direction based on the operators orientation.



## Swing And Rotate

All Skyjack booms feature zero tailswing and come standard with 360 degree continuous rotation - ideal for working in tight spaces and saving time when platform repositioning is needed.





### TRUE VERTICAL RISE

Common to Skyjack's Articulating Boom Lifts. When the operator uses the boom's riser control function the boom arm will move in a true vertical manner without drifting forward or back. This reduces the amount of repositioning the operator needs to do in order to stay close to a building façade.





## **SPEEDYREACH™**

A combination of the SJ63 AJ's riser geometry and boom length allows the operator to position the platform at full height, and then bring the platform to the ground by only using the boom lower function. Time spent restocking material or supplies is greatly reduced.

This feature adds to the unit's versatility by maximizing job site productivity.





## Up And Over Reach

A key difference between telescopic booms and articulating booms is the up and over clearance provided by the riser section on the articulating booms. This feature allows access to areas on a jobsite that may not be accessible by any other means. Skyjack articulating booms are designed to not only optimize platform height and horizontal reach, but also up and over clearance.

## UPPER CONTROLS

- Clear, intuitive layout makes controls easy to understand.
- Robust joysticks on selected functions provides full proportional control.
- Selection toggle switches are easy to use, even when wearing gloves.
- Single axis joystick for drive function makes driving and steering easy and straightforward.
- Multi axis joystick for turret rotate and boom raise/lower functions allows for easy and precise positioning.
- Low fuel warning light, helps prevent shutdown when working at height.





### LOWER CONTROLS

- Clear, intuitive, and easy to understand.
- Simple two handed operation for safety, using robust toggle switches.
- Integral emergency controls are powered by a 12v DC auxiliary power unit.





**AXLDRIVE™**

A unique feature found only on Skyjack's telescopic and articulating booms, is a mechanical "axle based" drive system. The industry's only true four-wheel-drive system provides unmatched traction, terrainability and up to 50% gradeability. Rugged, robust, and reliable, Skyjack's drive system is similar to those found on wheel loaders and telehandlers. Depending on the model, an automatic or manual locking differential is used on the rear axle, while all models feature a limited slip differential on the front axle. This industry leading terrain capability means one can use the Skyjack Boom Lifts in the most challenging of conditions.

**BOOM LIFTS**

**DRIVE AND STEER**

simply reliable



1

#### RUGGED TIRES

- Rough terrain grip lug tires are standard on all Skyjack booms for superior rough terrain performance. Non marking and foam filled (no burst) lug tires are available.

2

#### OSCILLATING AXLE

- Front steering axle also oscillates on all Skyjack booms. Amount of oscillation varies depending on model. Axle oscillation helps tackle various jobsite debris, obstacles, and rolling terrain.



1

2



1

### STEERING LINKAGE

- Robust steering linkage with angles up to 45 degrees for excellent on-site maneuverability.

2

### DRIVE TRAIN DESIGN

- Robust and reliable, with no vulnerable hydraulic components or hoses under chassis.
- Spring applied hydraulic released (SAHR) brakes provide an effective braking system and are also easily accessible for servicing and inspection.

# ACCESSORYZERS™

Skyjack offers a full line of accessories to enhance product versatility. These factory-approved accessories are designed to add functionality to your machine and convenience for the operator. Whether it is helping you get materials to the work site, protecting equipment from the weather, or enhancing productivity, Skyjack has the right accessory.

Accessory brochure available online at [www.skyjack.com](http://www.skyjack.com)

## Professional Productivity

glazier kit light duty pipe rack  
tool caddy platform work lights **welder packages**  
welder ready welder package

## Dedicated Applications

hostile environment package  
**posi-air shut off** cold weather start kit  
artic weather package

## Tire Options

flotation tires grip lug tires Non-marking tires

## Peak Performance

auxiliary top rail secondary guarding-SGE electronic  
**secondary guarding-SGM mechanical**  
hydraulic generator **airline to platform**  
hydraulic oil cooler **lockable control box cover**  
Bio oil extra propane tank and bracket **diesel scrubber** non-destructive testing  
extended warranties





## Skyjack Global Locations

Glendale, Arizona—Reconditioning

Gothenburg, Sweden—Sales

Lyon, France—Sales

Ontario, Canada —Headquarters

Howell Michigan—Skyjack Financial Services

Oswestry, United Kingdom—Sales

Sao Paulo, Brazil—Sales

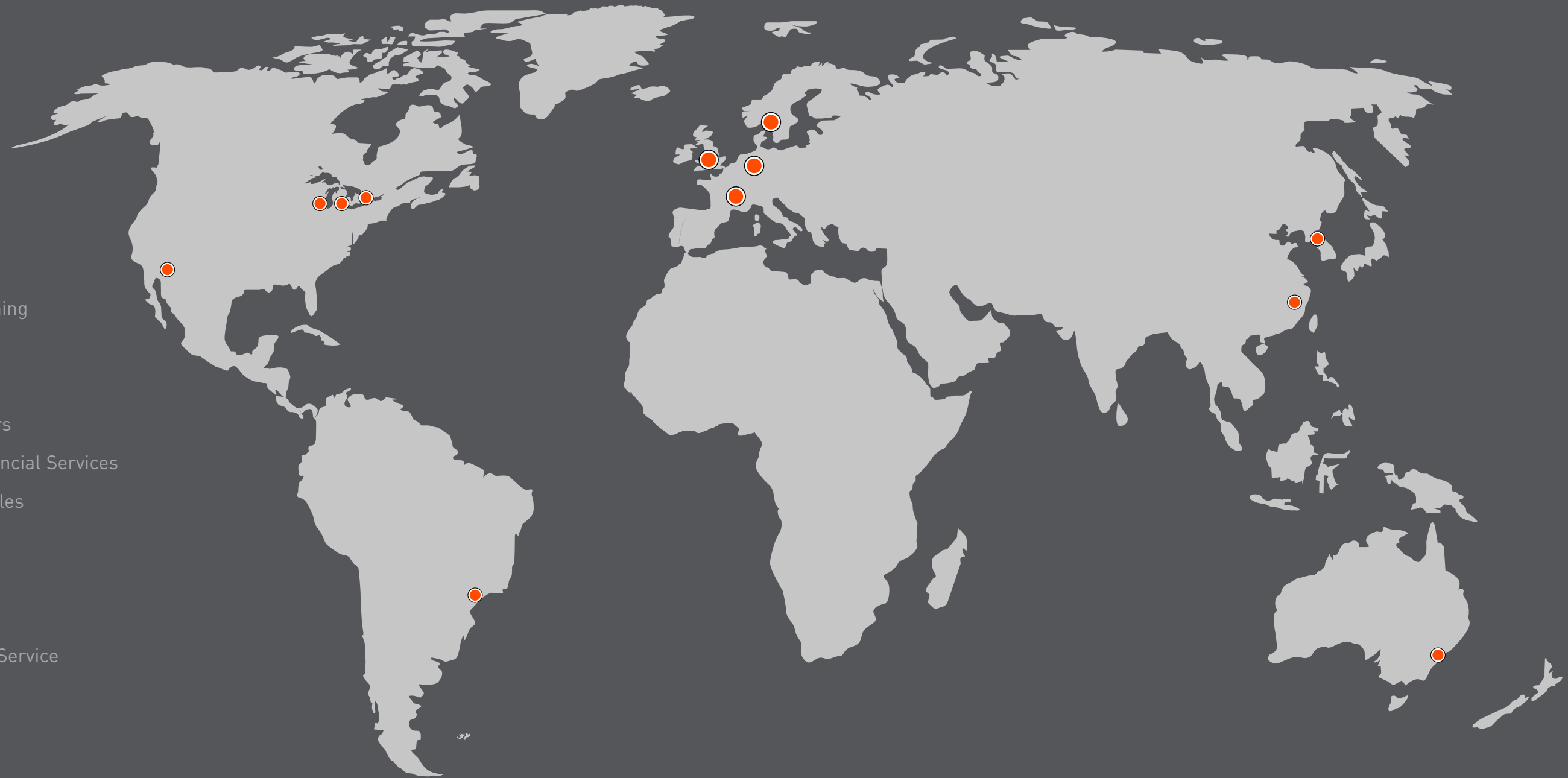
Seoul, Korea—Sales

Shanghai, China—Sales

St. Charles Illinois—Parts and Service

Sydney, Australia—Sales

Witten, Germany—Sales



[www.skyjack.com](http://www.skyjack.com)

**Skyjack North America, Head Office**

55 Campbell Road,  
Guelph, ON Canada N1H 1B9  
Sales Inquiries: 1-877-755-4387  
(1-877-SJLIFTS)  
Main Switchboard: 1-800-265-2738  
Phone: 519-837-0888  
Fax: 519-837-8104

**Skyjack UK, Europe Head Office**

Unit 1, Maes-y-Clawdd Maesbury Road  
Industrial Estate Oswestry,  
Shropshire, SY10 8NN  
Phone: +44-1691-676235  
Fax: +44-1691-676239

**Skyjack Financial Services**

Howell, MI USA  
Phone: 517-579-5240  
Toll Free: 877-645-3273  
Fax: 517-579-2550

Guelph, ON CANADA  
Phone: 519-837-0888 ext 5902  
Toll Free: 800-265-2738 ext 5902  
Fax: 519-837-3102

**Skyjack Australia, Pty Ltd.**

4 Coates Place  
Wetherill Park  
New South Wales 2164  
Australia  
Tel: +61 (0) 2878 63200  
Fax: +61 (0) 2878 63222

**Skyjack Latin America (Brazil)**

Alameda Júpter, 710  
Loteamento American Park Empresarial  
Indaiatuba, SP, Brasil 13347-653  
Tel: +55 19 3936 0136

**Skyjack SAS (France)**

ZI le Clairin  
69700 Saint Romain en Gier  
France  
Tel: +33 (0) 4 78 73 53 32  
Tel: +33 (0) 4 78 73 05 68  
Fax: +33 (0) 4 78 56 52 42

**Skyjack Hebebühnen GmbH (Germany)**

Därmannsbusch 2a  
D-58456 Witten  
Germany  
Tel: +49 (0) 2302 20 26 909  
Fax: +49 (0) 2302 20 25 671

**Skyjack AB (Sweden)**

Agnesbergsvägen 28  
424 38 Agnesberg  
Sweden  
Tel: +46 31 21 22 45  
Fax: +46 31 787 65 10

**Skyjack China, Shanghai**

Green Land CBD  
Room 1005, Building B, No.858,  
East Longhua Road,  
Shanghai, China 200023  
Tel: (8621) 63021133\*8888  
Fax: (8621) 63021130

**Skyjack Korea**

108 Kyunggi Technopark  
Sa 1 Dong, Sangrok-Gu  
Ansan-City  
Kyunggi  
Korea 426-901

**SKYJACK**  
simply reliable

Skyjack is a globally operated company. The images contained in this publication illustrates a variety of configurations and non-standard options. For more information on configurations and options in your region please go to [www.skyjack.com](http://www.skyjack.com) or consult your local representative.

